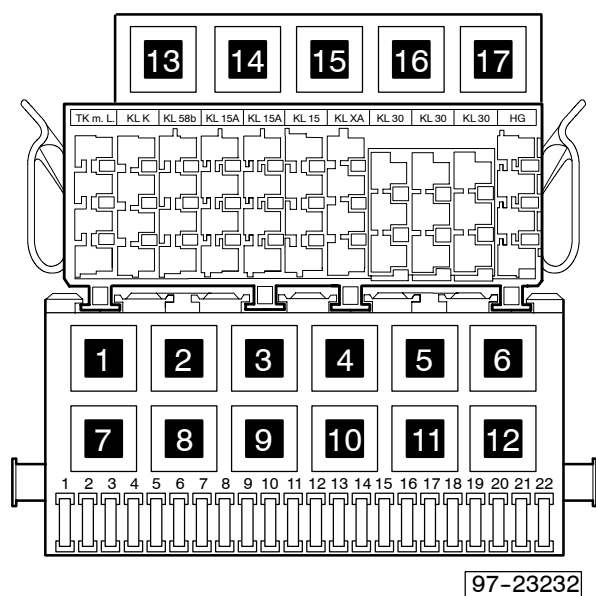


Heated seats,

from September 1998

Deviate relay location and fuseplacements as well as the locations of multiple connectors see section "component locations".



17 Load Reduction Relay II (53)

Note: Number in parentheses indicates production control number stamped on relay housing.

Fuse colors

30 A - green

25 A - white

20 A - yellow

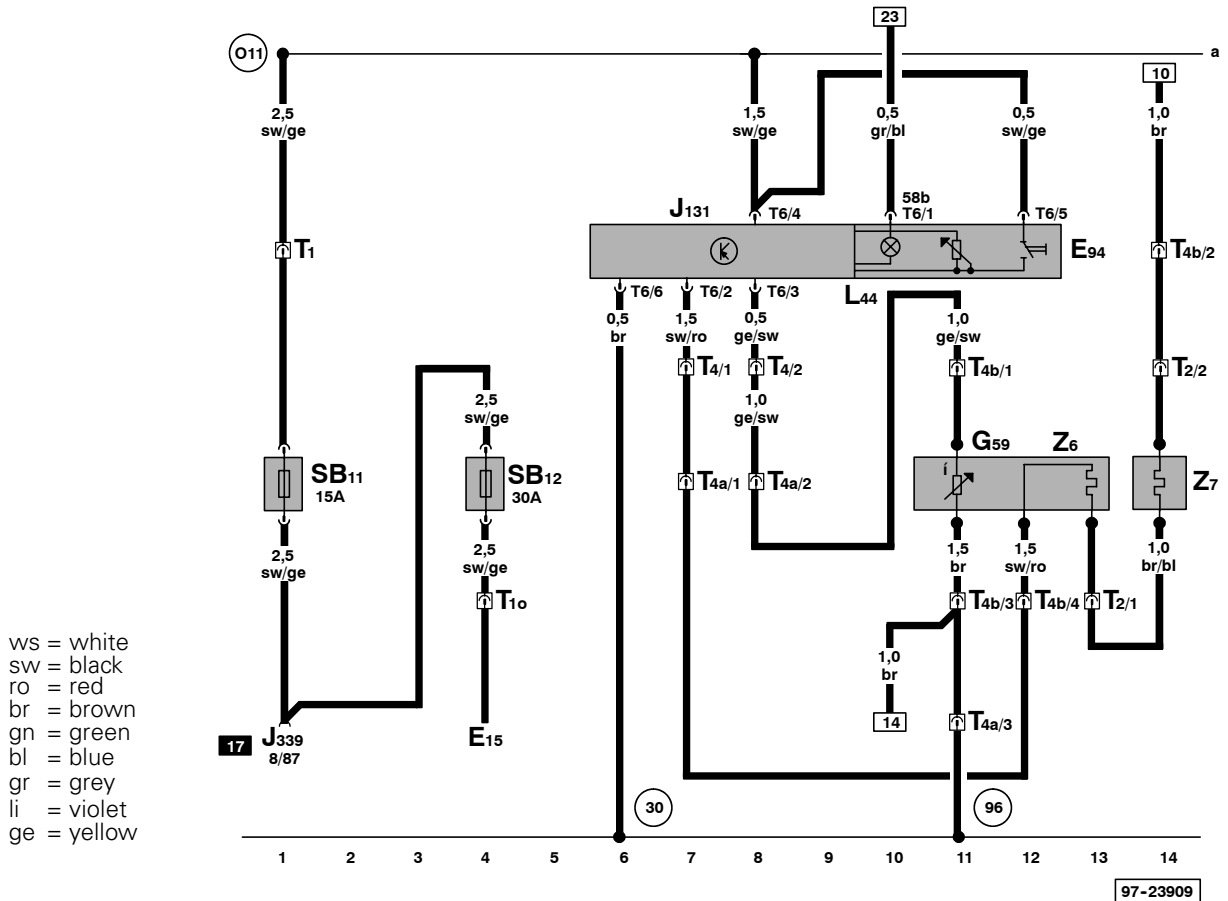

15 A - blue

10 A - red

7,5 A - brown

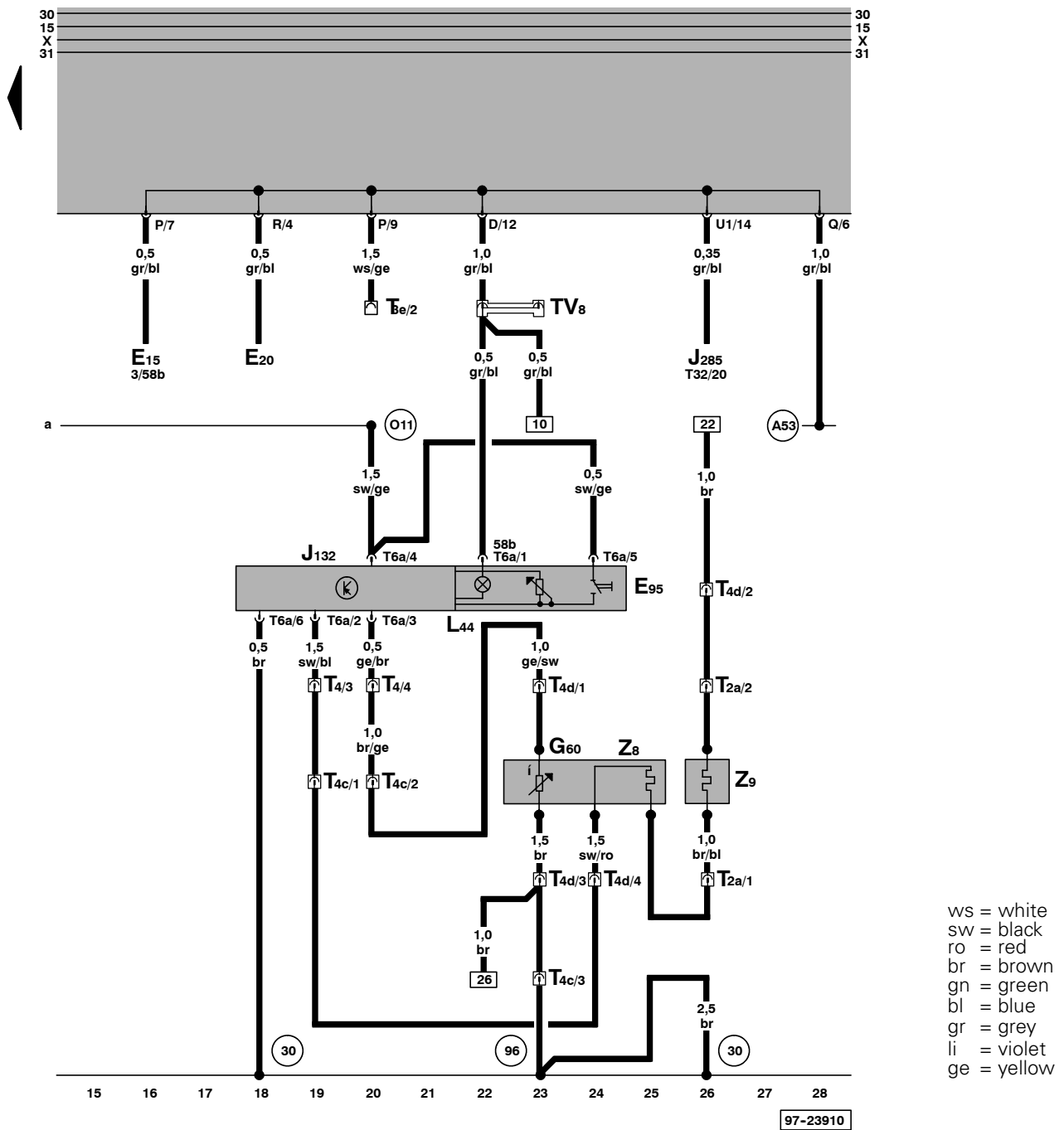
5 A - beige

3 A - violet



- E15 - Rear Window Defogger Switch
- E94 - Adjuster for heated driver's seat
- G59 - Driver's Heated Seat Temperature Element
- J131 - Driver's Heated Seat Control Module
- J339 - Load Reduction relay II, above fuse/relay panel
- L44 - Heated Switch Illumination Light
- SB11 - Fuse 11 in fuse holder, below fuse/relay panel
- SB12 - Fuse 12 in fuse holder, below fuse/relay panel
- T1 - Single Connector, behind fuse/relay panel
- T1o - Single Connector, behind fuse/relay panel
- T2 - Double Connector, below driver's seat
- T4 - 4-Pin Connector, behind fuse/relay panel
- T4a - 4-Pin Connector, below driver's seat
- T4b - 4-Pin Connector, below driver's seat
- T6 - 6-Pin Connector
- Z6 - Heated Driver's Seat

- Z7 - Heated Driver's Backrest
- (30) - Ground connection, -1-, beside fuse/relay panel
- (96) - Ground connection, -1-, in heated seats wiring harness
- (011) - Plus connection (Xa), in heated seats wiring harness



E15 - Rear Window Defogger Switch
 E20 - Instrument Panel Light Dimmer Switch
 E95 - Adjuster for heated passenger's seat
 G60 - Passenger's Heated Seat Temperature Element
 J132 - Passenger's Heated Seat Control Module
 J285 - Control module with indicator unit in instrument panel insert
 L44 - Heated Switch Illumination Light
 T2a - Double Connector, below passenger's seat
 T3e - 3-Pin Connector, behind fuse/relay panel
 T4 - 4-Pin Connector, behind fuse/relay panel
 T4c - 4-Pin Connector, below passenger's seat
 T4d - 4-Pin Connector, below passenger's seat
 T6a - 6-Pin Connector
 T32 - 32-Pin Connector, blue, on instrument cluster
 TV8 - Terminal 58b Wire Connector, grey

Z8 - Heated Passenger's Seat
 Z9 - Heated Passenger's Backrest

(30) - Ground connection, -1-, beside fuse/relay panel
 (96) - Ground connection, -1-, in heated seats wiring harness
 (A53) - Plus connection (58b), in instrument panel wiring harness
 (O11) - Plus connection (Xa), in heated seats wiring harness