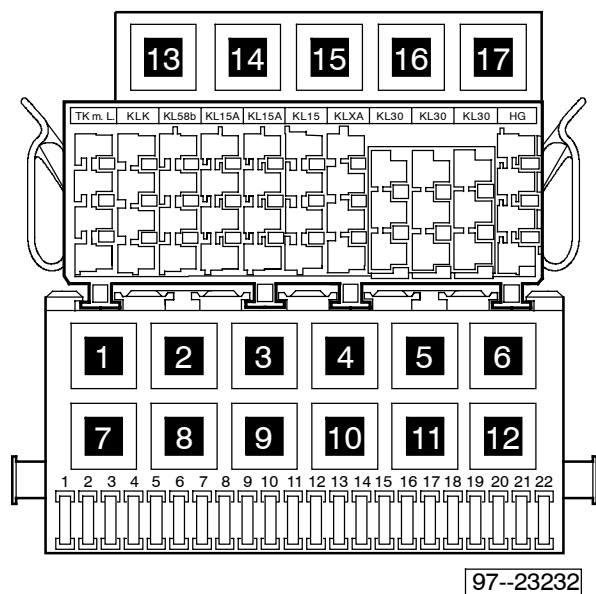


## Front Power Windows,

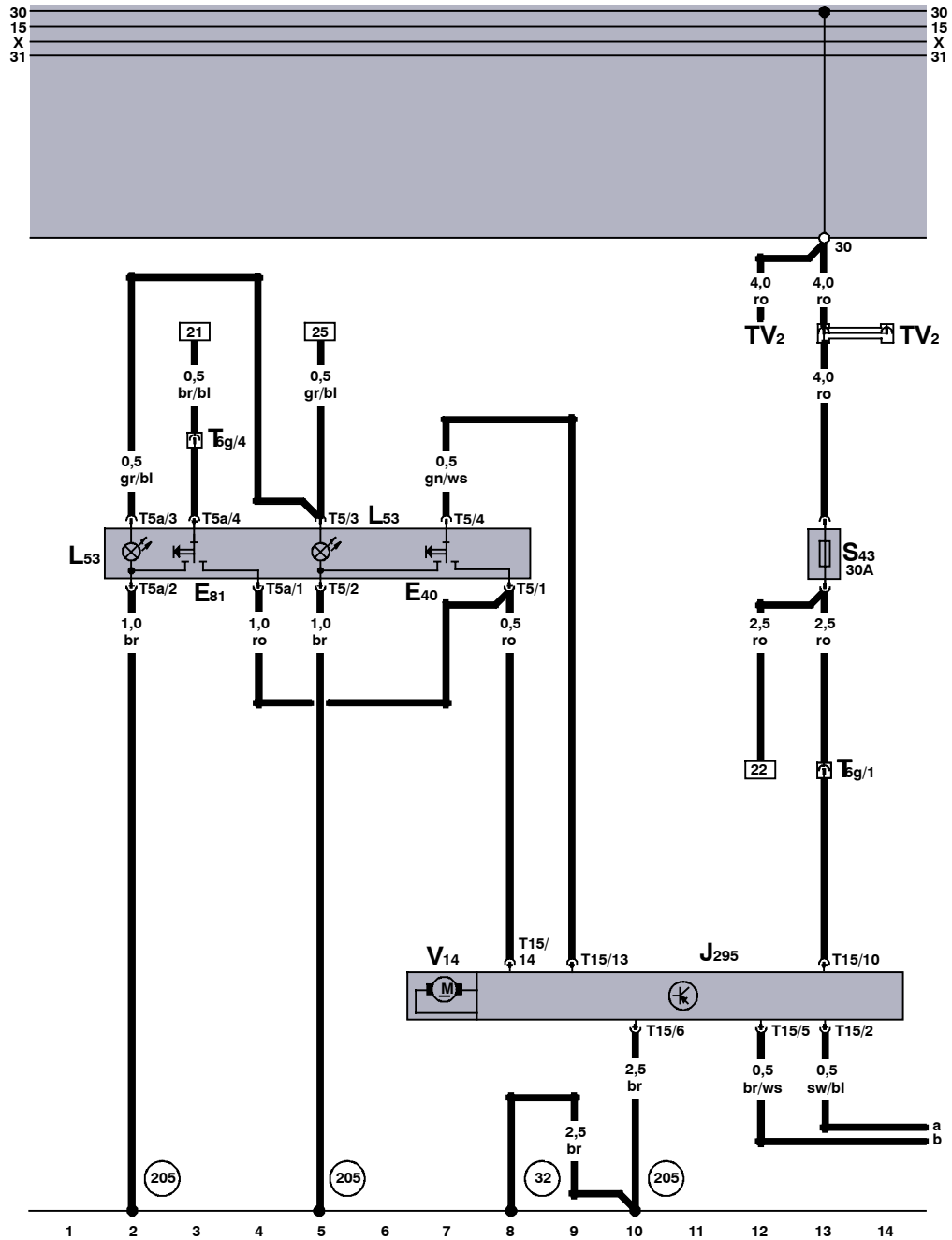
from September 1998

Deviate relay location and fuseplacements as well as the locations of multiple connectors see section component locations .



Fuse colors

- 30 A - green
- 25 A - white
- 20 A - yellow
- 15 A - blue
- 10 A - red
- 7,5 A - brown
- 5 A - beige
- 3 A - violet



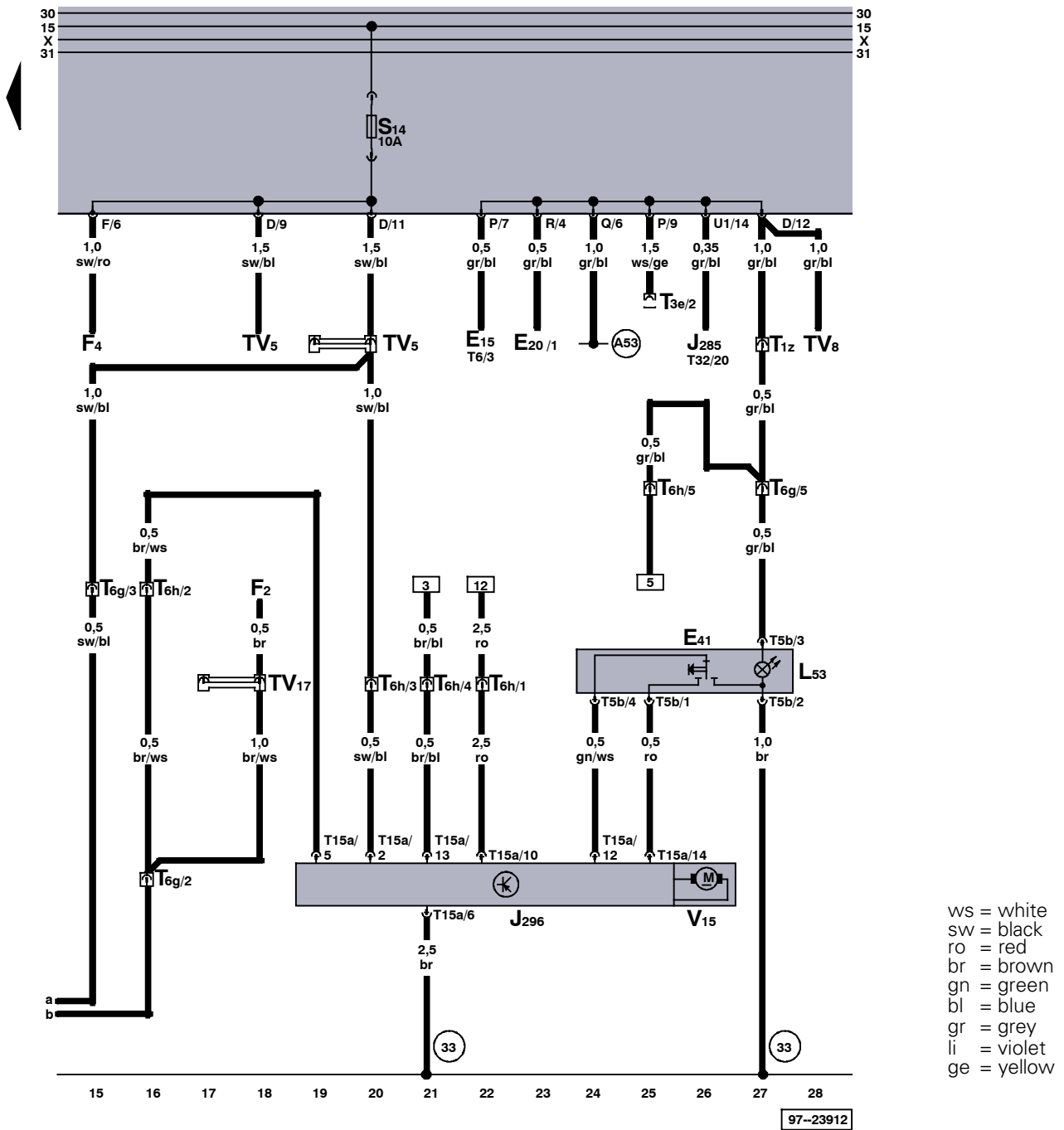
ws = white  
 sw = black  
 ro = red  
 br = brown  
 gn = green  
 bl = blue  
 gr = grey  
 li = violet  
 ge = yellow

97-23911

- E40 - Switch for window regulator front left
- E81 - Switch for window regulator front right, driver
- J295 - Left Front Power Window Control Module
- L53 - Power Window Switch Light
- S43 - Power Window Circuit Breaker, above fuse/relay panel
- T5 - 5-Pin Connector
- T5a - 5-Pin Connector
- T6g - 6-Pin Connector, behind instrument panel, left
- T15 - 15-Pin Connector
- TV2 - Terminal 30 (B+) Wire Connector, red, each 6 points
- V14 - Left Window Motor

(205) - Ground connection, in driver's door wiring harness

(32) - Ground connection, behind instrument panel, left



- E15 - Rear window defogger switch
- E20 - Instrument Panel Light Dimmer Switch
- E41 - Right Front Window Switch, in front passenger's door
- F2 - Door contact Switch - Driver's side
- F4 - Back-Up Light Switch
- J285 - Control module with indicator unit in instrument panel insert
- J296 - Right Front Power Window Control Module
- L53 - Power Window Switch Light
- T1z - Single Connector, behind fuse/relay panel
- T3e - 3-Pin Connector, behind fuse/relay panel
- T5b - 5-Pin Connector
- T6 - 6-Pin Connector
- T6g - 6-Pin Connector, behind instrument panel, left
- T6h - 6-Pin Connector, behind instrument panel, right

- T15a - 15-Pin Connector
- T32 - 32-Pin Connector, blue, on instrument cluster
- TV5 - Terminal 15a Wire Connector, green, 4-Pin and 8-Pin
- TV8 - Terminal 58b Wire Connector, grey
- TV17 - Door Contact Switch Wire Connector, brown
- V15 - Right Window Motor
- 33 - Ground connection, behind instrument panel, right
- A53 - Plus connection (58b), in instrument panel wiring harness